Best practices at a site

Hosting the ideal (dream) site

Sigrid Dengel & AmeriFlux Tech Team



How should the ideal site look like?

Quick overview

- General site infrastructure
- Met instrumentation
- EC instrumentation
- Data acquisition/processing and data housekeeping



General site infrastructure

- Safety first!
- Trip, slip and fall hazards;
- Site housekeeping;
- Redundant instrumentation;

Met instrumentation

- Instrument installation guidelines;
- Instrument maintenance;
- Instrument sensitivity coefficients;
- Calibration checks;
- When to calibrate;

EC instrumentation

- Instrument installation guidelines;
- Instrument maintenance;
- Use of reference/calibration gases;
- Firmware/serial numbers;
- Calibration checks;
- When to calibrate;

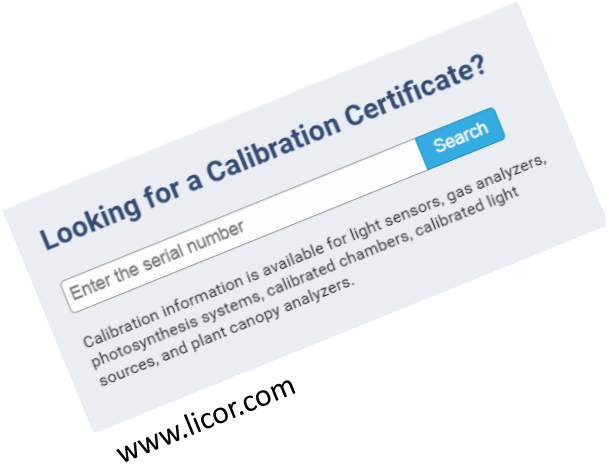

www.licor.com

www.picarro.com



Data acquisition, processing and data housekeeping

- Firmware, serial numbers and cal/sensitivity coefficients;
- Acquisition frequency;
- Datalogger/instrument clocks;
- File/folder housekeeping;
- Log;
- Use of co-located/nearby measurements;
- AmeriFlux/ESS-DIVE archives for raw data;



Summarizing...

- Keep site safe;
- Follow manufacturer guidelines;
- Inspect site regularly;
- Keep log on changes;
- Keep up with calibration due dates;
- Archive all data;
- May the Flux be with you!

AmeriFlux

https://ameriflux.lbl.gov

AmeriFlux Tech Team

https://ameriflux.lbl.gov/tech/meet-the-team/

AmeriFlux tech Team contact

ameriflux-tech@lbl.gov.

Tech Team site visits

https://ameriflux.lbl.gov/tech/site-visits/