AmeriFlux
Management Project

Welcome to the first AmeriFlux Webinar!

Orientation and Onboarding for new site teams

Margaret Torn and the
American Management Project Team
Berkeley, California
August 17, 2020

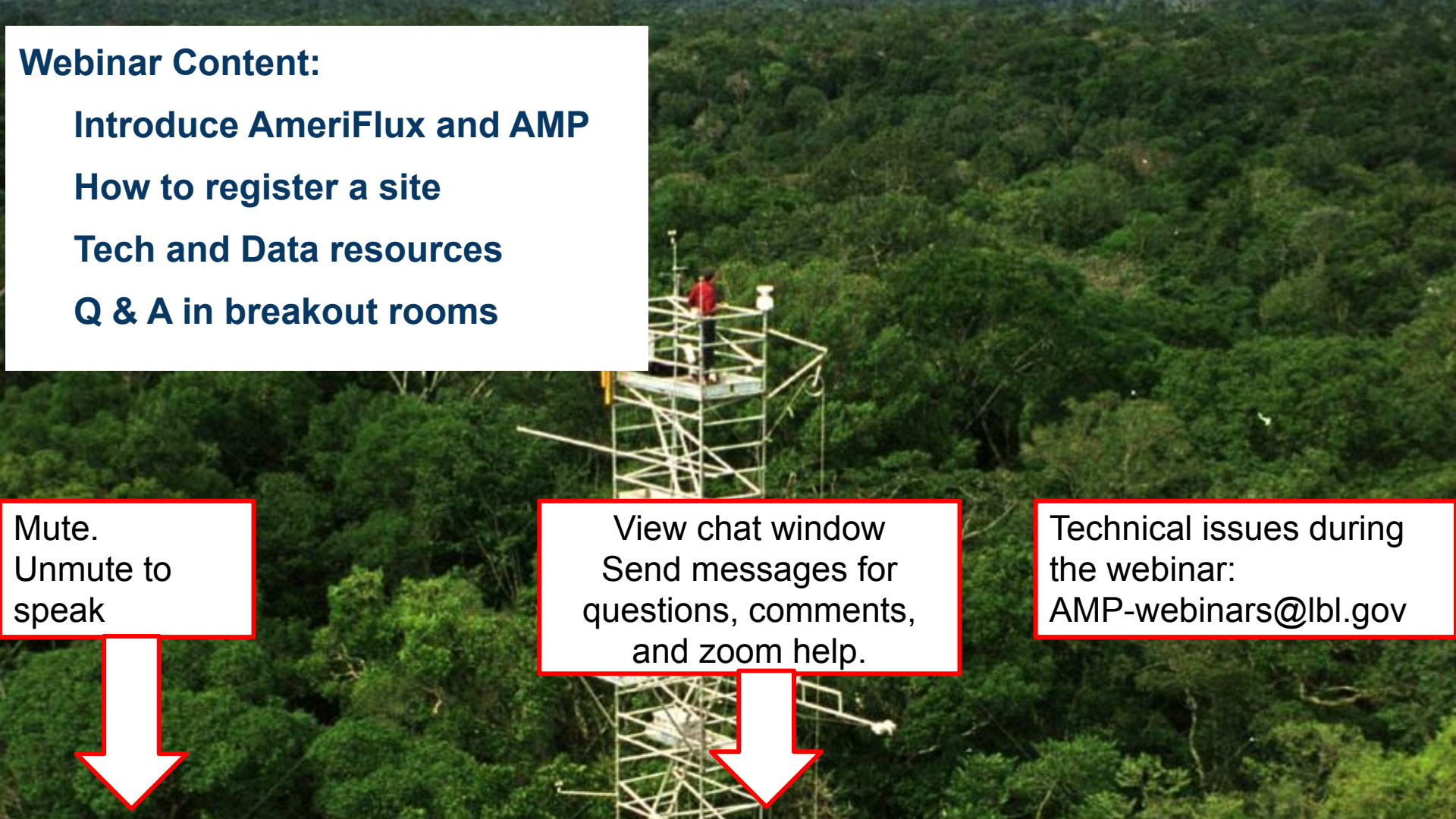

Webinar Content:

- Introduce AmeriFlux and AMP
- How to register a site
- Tech and Data resources
- Q & A in breakout rooms

Mute.
Unmute to speak

View chat window
Send messages for questions, comments, and zoom help.

Technical issues during the webinar:
AMP-webinars@lbl.gov

AmeriFlux is a community of sites and scientists measuring ecosystem-atmosphere fluxes using the eddy covariance method

CO_2	Latent heat
CH_4	Sensible heat
N_2O	O_3
^{13}CO	H_2

275 Active sites

510 Registered sites

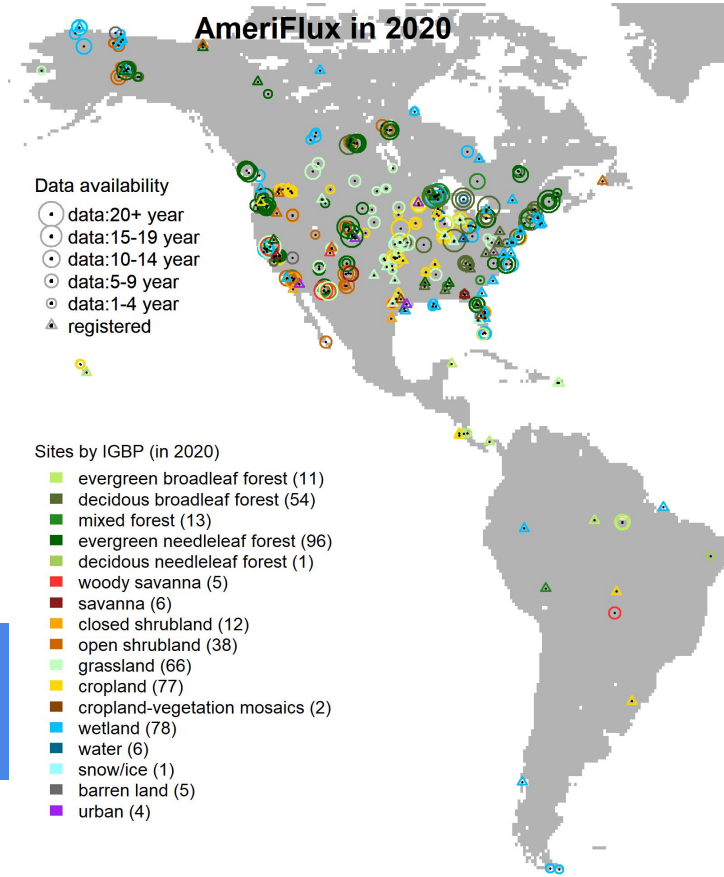

AmeriFlux Management Project

WMO, NIST, NREL, Phenocam, and many more!

The AmeriFlux Network

AMERIFLUX MANAGEMENT PROJECT

510 flux sites



2185 site-years of data to download

>350 site team members
7,500 community members



The AmeriFlux Management Project

ameriflux.lbl.gov/about/people/

Data QA/QC and Support



Tech QA/QC and Support



Outreach & Coordination

General Support and Core-site Support



External AMP Members

Benefits of being part of AmeriFlux

- Community
  - Visibility and collaboration
    - Technical Support and loaners
      - Data Support and data sharing

https://ameriflux.lbl.gov/about/ameriflux-flyers/

Community member: Eric Cosio

- Pontificia Universidad Católica del Perú, Lima
- Tower: PE-TNR Tambopata
- In the Tambopata National Reserve in the Madre de Dios region of Peru
- Amazon Rainforest
- ecotower.org



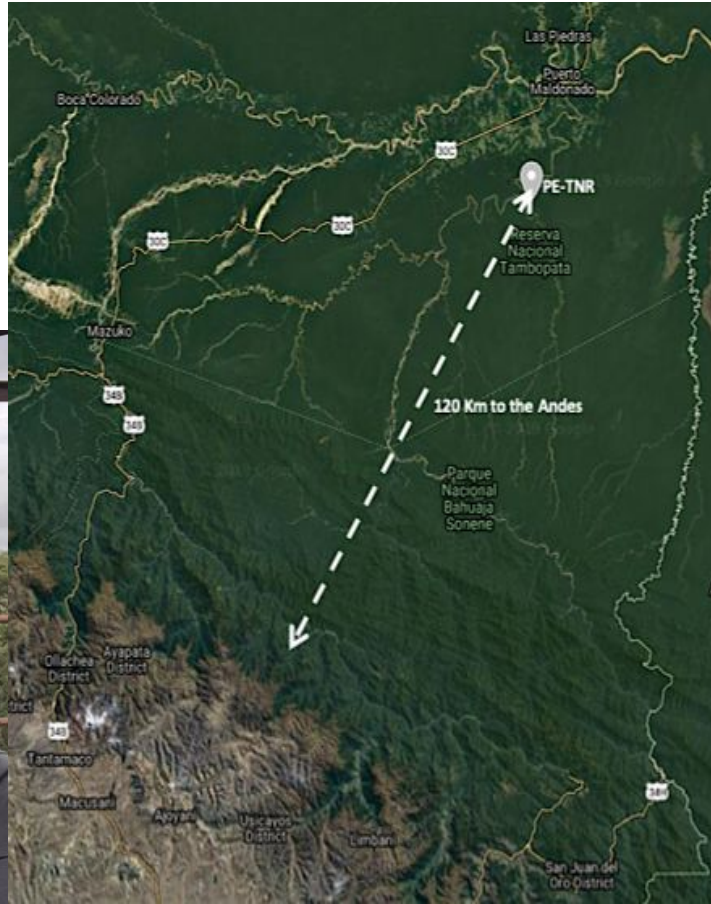

Community member: Ben Runkle

- University of Arkansas, Fayetteville
- Towers: US-HRC, US-HRA
- Fluxes in wetland environments
- @DrBenRunkle

Community member: Steve Kannenberg

- University of Utah, Salt Lake City
- Tower: US-CdM
- Drought and juniper mortality in the four corners region
- https://stevekannenberg.weebly.com
- @KannenbergSteve

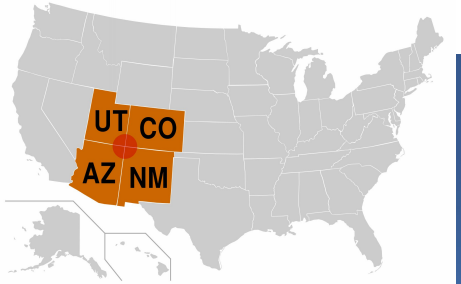

Community Events

Most years

- Annual Meeting
- AGU Town Hall
- Data-Tech Workshop
- Synthesis Workshop

This year is special…

- *Virtual* Annual Meeting, Oct 6-8
- *Virtual* AGU Fall Meeting Town Hall
- Webinars, monthly

Trevor Keenan

Many ways to get involved!

ameriflux.lbl.gov

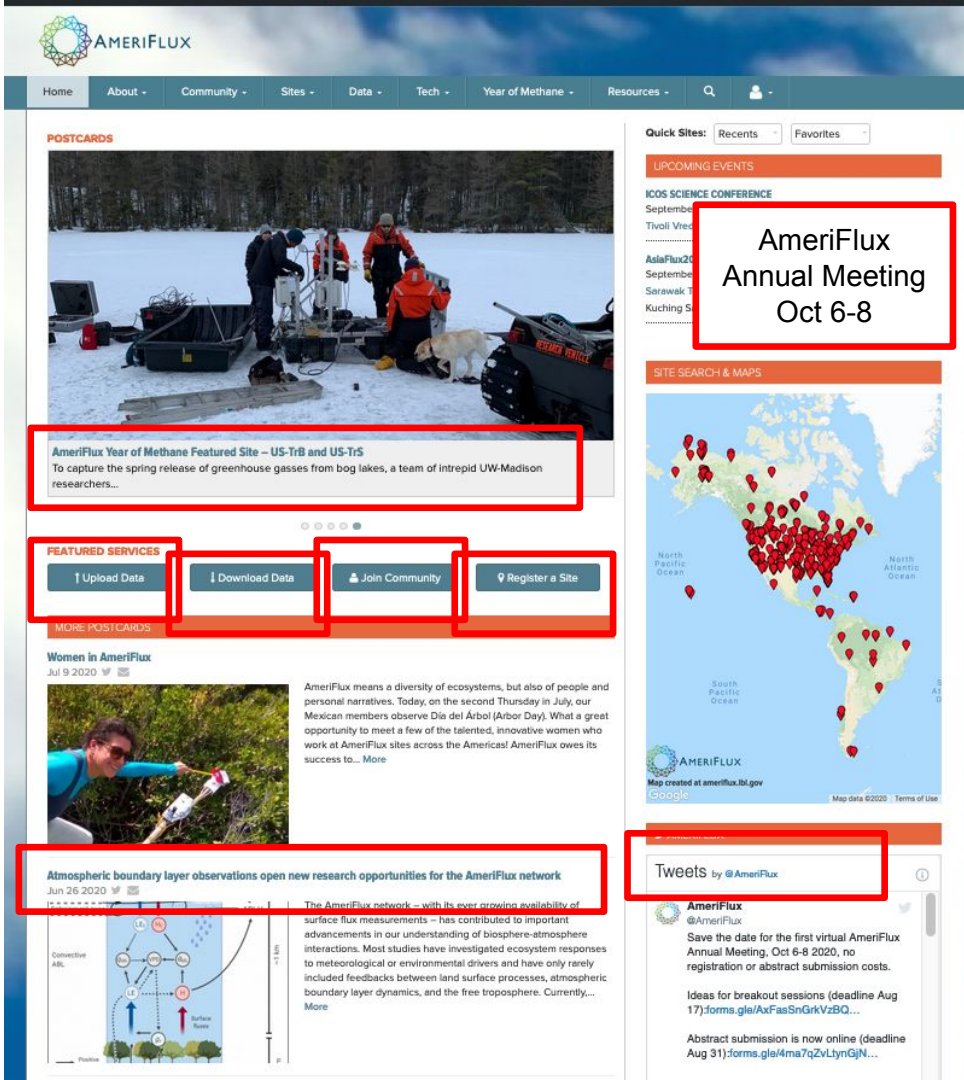

Many ways to get involved!

- Join or contact **AmeriFlux groups:**
  - Data Advisory Committee (Bill Munger, chair)
  - Science Steering Committee Russ Scott & Marcy Litvak, co-chairs)
  - Early career network (FLUXNET; Gabriela Shirkey, chair)
  - Diversity and Inclusion (under construction)

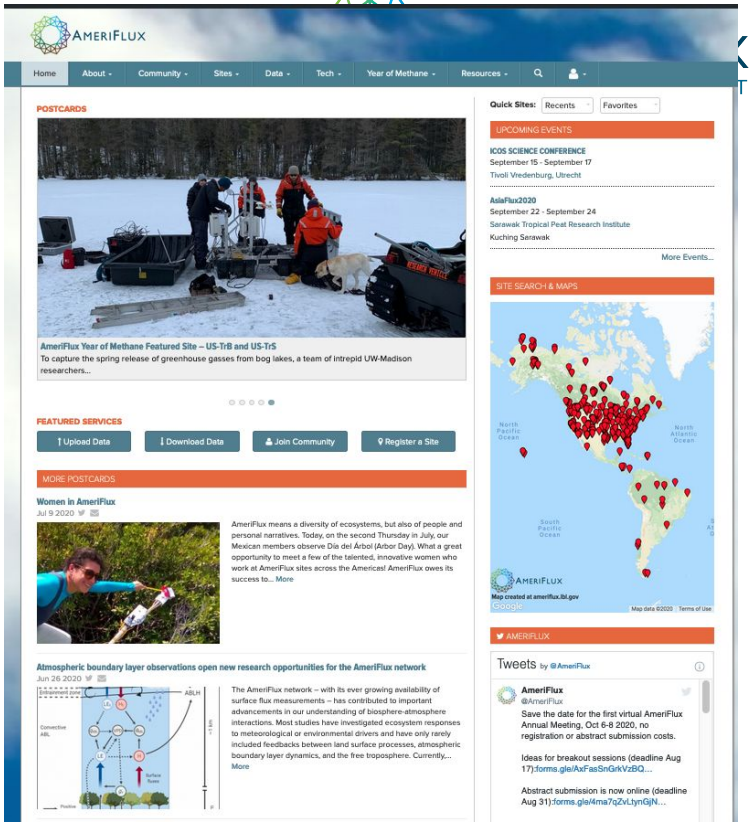

Bill Munger

Marcy Litvak

Russ Scott

Gabriela Shirkey

How to register a site

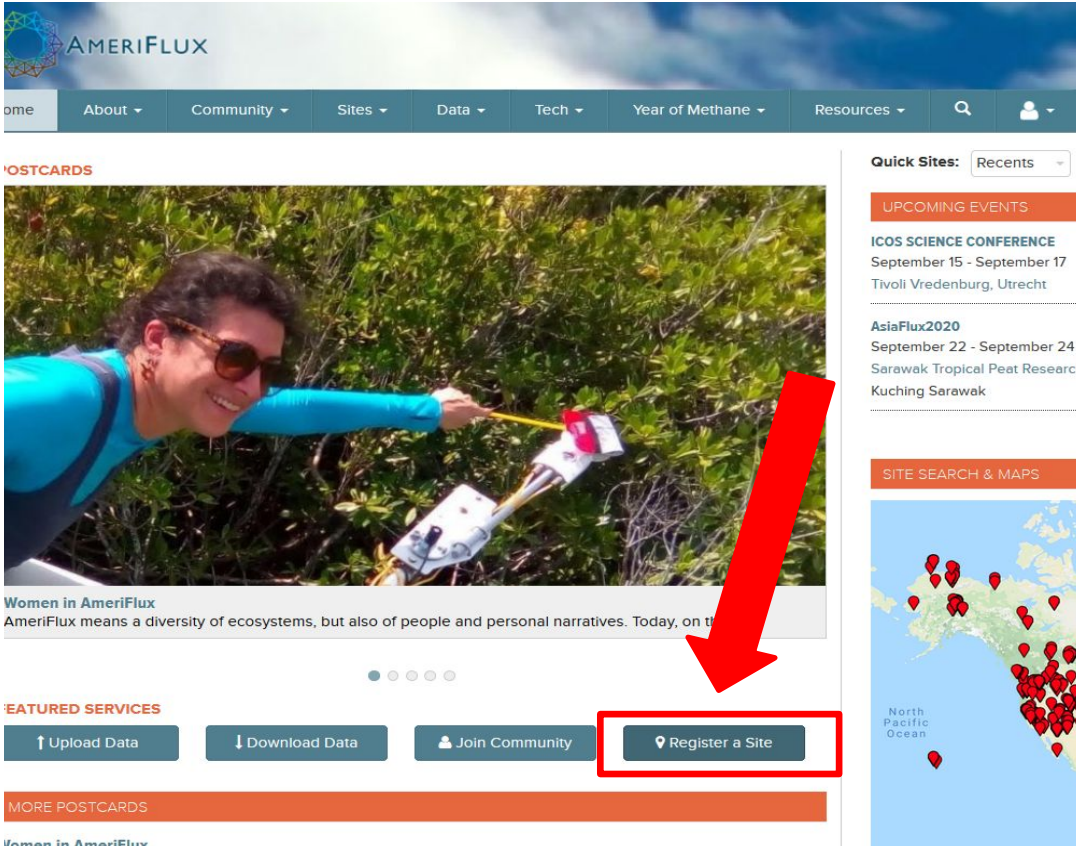

You-Wei Cheah

Sébastien Biraud

Trevor Keenan

Gilberto Pastorello

How to register a site

Home / Sites / Register an AmeriFlux Site

Register an AmeriFlux Site

AmeriFlux is the community of carbon flux researchers and measurement sites for the Americas. Adding a site to the AmeriFlux Network provides many benefits, including increased visibility of data, help with data processing, and instrumentation and measurement methodology advice. This is an inclusive network. Read our flyer, Join the AmeriFlux Network, for more on the benefits of joining the network.

All sites in North, Central, South America, the Caribbean, and U.S. Territories that collect carbon flux measurements using eddy covariance methods are eligible. You can list AmeriFlux as a secondary network if you are part of another network that you'd like to keep as your primary affiliation.

When you add your site to the AmeriFlux network, expect to:

- Participate in network activities and events
- Employ eddy covariance methods to measure fluxes of a carbon-containing species (CO_2, CH_4...), water, and energy
- Submit and regularly update your site description
- Contribute flux and meteorological data annually
- Participate in Tech QA/QC and Data QA/QC activi

To register a new site:

- Create your personal AmeriFlux account, if you d
- Complete a Site General Info BADM form followin
- Submit the completed form through the AmeriFlu
  a site ID" – your site ID will be assigned after you

If the AmeriFlux Support Team has questions, they will co
we process these requests in batches.

Send any questions to ameriflux-support@lbl.gov. The AMP-Team will be happy to help you.

Quick Sites: Sign

SITES
- Site Search
- Custom Map
- Register an Ame
- Onboarding and
- Site Sets
- Saved Searches
- About AmeriFlux

SITE SEARCH &

To register a new site:

1. Create your personal AmeriFlux account
2. Download a Site General Info (SGI) excel file
3. Fill out the SGI file
4. Upload the SGI file

How to register a site

1. Create a personal AmeriFlux account (https://ameriflux.lbl.gov/login/)

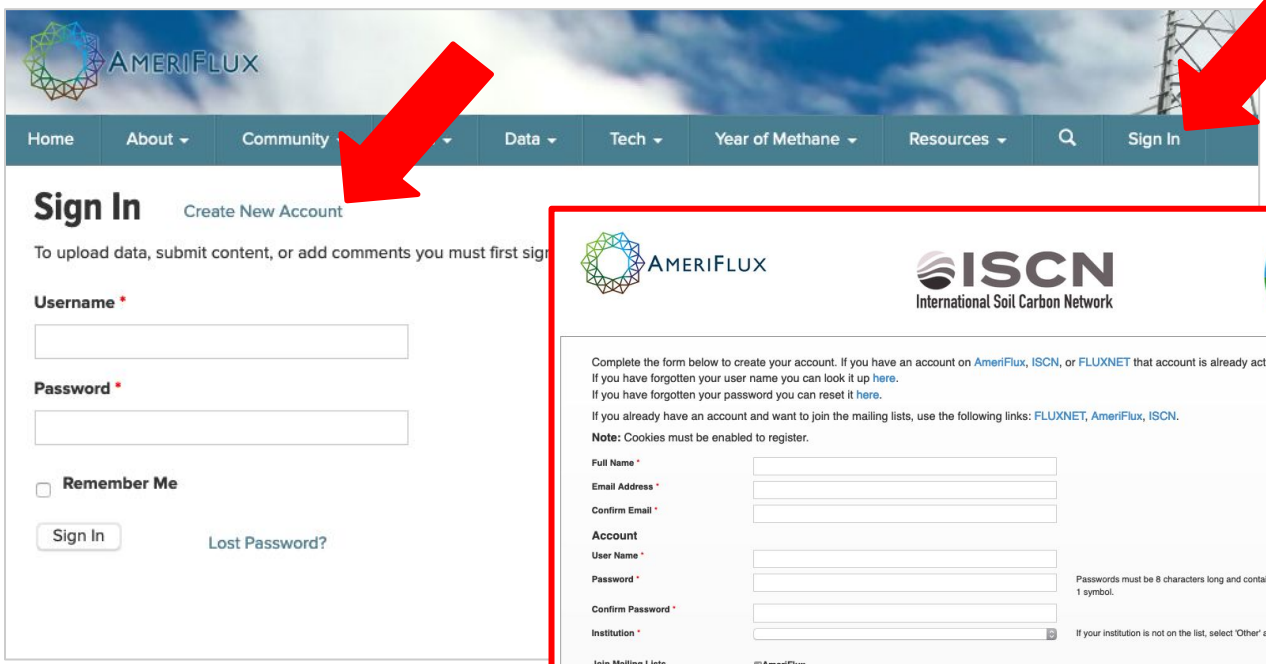

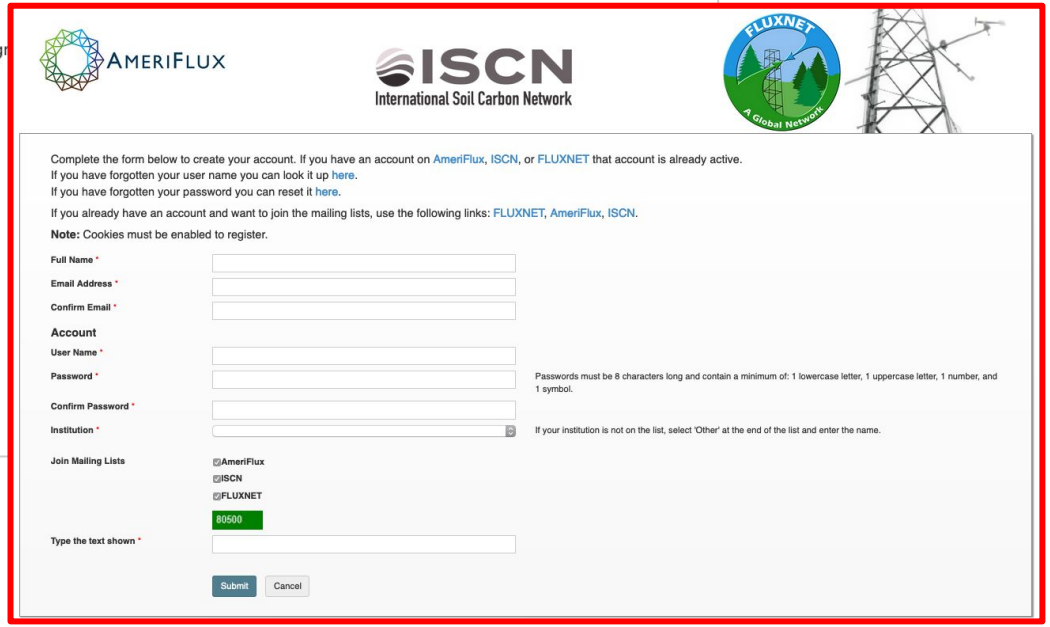

How to register a site

1. Create a personal AmeriFlux account (https://ameriflux.lbl.gov/login/)
2. Download a Site General Info (SGI) excel file (https://ameriflux.lbl.gov/data/badm/)

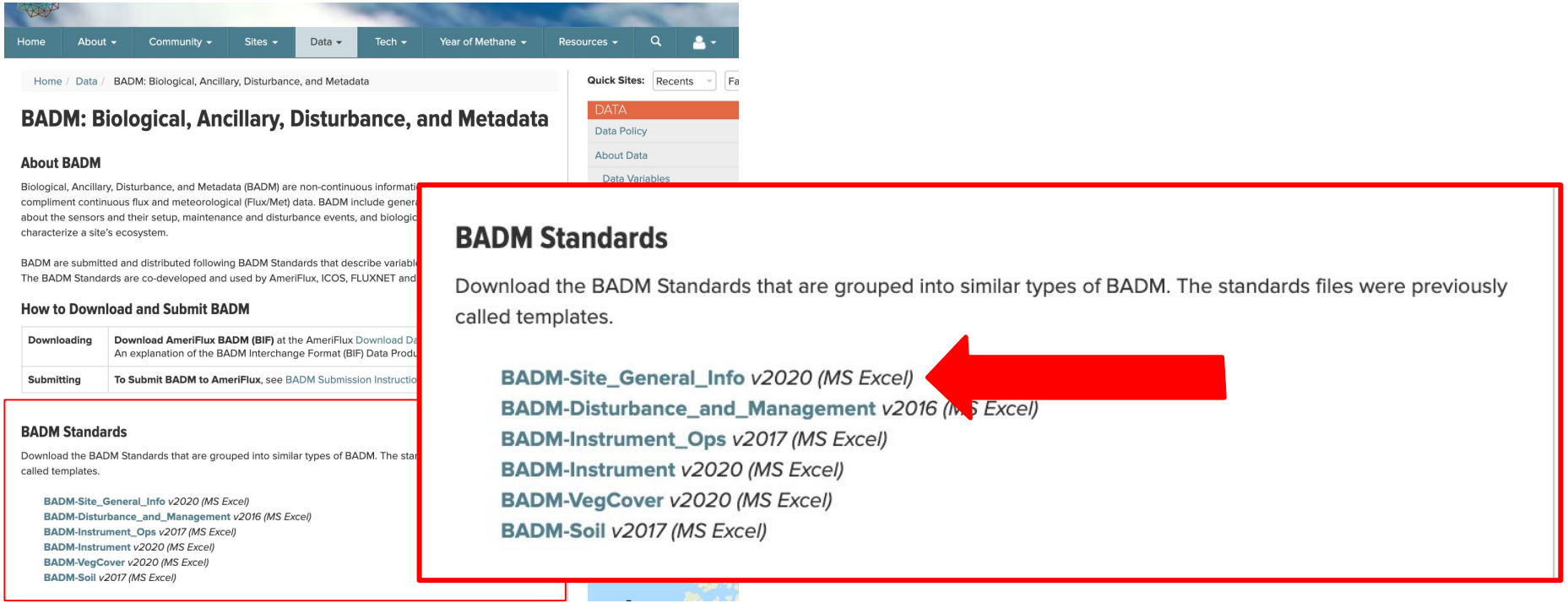

How to register a site

1. Create a personal AmeriFlux account (https://ameriflux.lbl.gov/login/)
2. Download a Site General Info (SGI) excel file (https://ameriflux.lbl.gov/data/badm/)
3. Fill out the SGI file for the site (https://ameriflux.lbl.gov/data/badm-submission-instructions/)

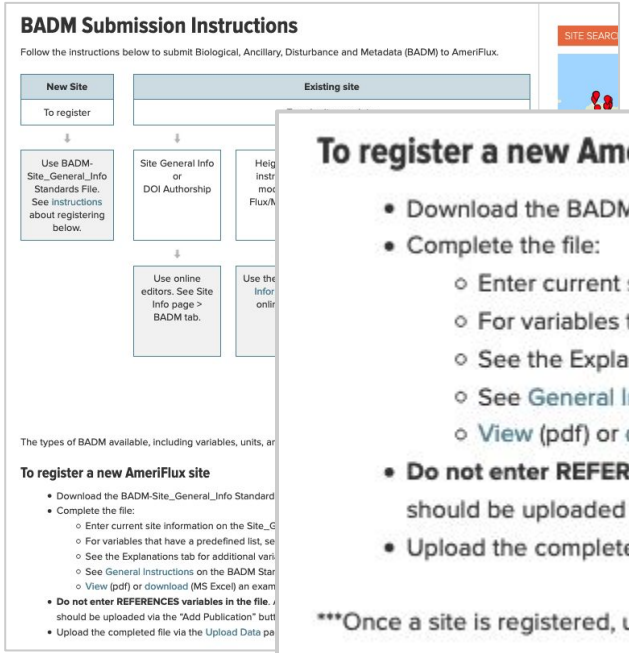

To register a new AmeriFlux site

- Download the BADM-Site_General_Info Standards File (MS Excel) here.
- Complete the file:
  - Enter current site information on the Site_General_Info tab in the file.
  - For variables that have a predefined list, see the LIST(Vocabulary) tab.
  - See the Explanations tab for additional variable descriptions and reporting
  - See General Instructions on the BADM Standards page for more detail
  - View (pdf) or download (MS Excel) an example of a completed file.
- **Do not enter REFERENCES variables in the file**. After registration is complete, references for the site should be uploaded via the "Add Publication" button at the bottom of your Site Info page (Login required).
- Upload the completed file via the Upload Data page using the BADM option (Login required).

***Once a site is registered, update Site General Info BADM using the online editor (see below).

Check out the completed example

How to register a site

Check out the completed example

AMERIFLUX MANAGEMENT PROJECT

File Home Insert Page Layout Formulas Data Review View Add-ins Team Tell me what you want to do...

E11

	A	B	C	D	E	
1	Variable	Description	Units			
2	SITE_ID	Six character site identifier. MANDATORY if site is already registered	CC-Xxx	US-Amp		
3	SITE_NAME	Site name	free text			
4	SUBMISSION_CONTACT_NAME	Name of person who submitted this template	free text	Deb Agarwal		
5	SUBMISSION_CONTACT_EMAIL	E-mail address of the person who submitted this template	free text	daag		
6	SUBMISSION_DATE	Date this submission was last edited/modified.	YYYYMMDD			
7	TEAM_MEMBER_NAME	Site tower team member name (First Last/Family).	free text	Mar		
8	TEAM_MEMBER_ROLE	Site tower team member role	LIST(TEAM_ROLE)	PI		
9	TEAM_MEMBER_EMAIL	Site tower team member email	free text	mst		
10	TEAM_MEMBER_INSTITUTION	Site tower team member institution (required for PI only)	free text	Law Laboratory	Laboratory	Laboratory
11	TEAM_MEMBER_ADDRESS	Site tower team member address (not required)	free text	1 Cyclotron Rd, Berkeley CA 94720		
12	SHIPPING_ADDRESS	Site tower shipping address	free text	1 Cyclotron Rd, Berkeley CA 94720		
13	NETWORK	Network affiliation(s) of the site.	LIST(NETWORK)	AmeriFlux		
14	FLUX_MEASUREMENTS_METHOD	Method used to measure the flux variables	LIST(FLUX_METHOD)	Eddy Covariance	Eddy Covariance	Eddy Covariance
15	FLUX_MEASUREMENTS_VARIABLE	Flux variable measured	LIST(FLUX_VARIABLE)	CO2	H2O	H
16	FLUX_MEASUREMENTS_DATE_START	Date when data collection for the reported flux variable/method started.	YYYYMMDD	20060413	20060413	
17	FLUX_MEASUREMENTS_DATE_END	Date when data collection for the reported flux variable/method ended	YYYYMMDD			
18	FLUX_MEASUREMENTS_OPERATIONS	Operational status of flux measurements.	LIST(FLUX_OPERATIONS)	Continuous operation	Continuous operation	Continuous oper
19	FLUX_MEASUREMENTS_COMMENT	Flux measurements comments	free text			
20	STATE	State or province	LIST(STATE_PROVINCE)	CA		

Include a

Suggest a site ID here, by email, or in upload comments

Format: <CC>-<XXX>
<Country code>-<alphanumeric>, e.g., US-Amp

How to register a site

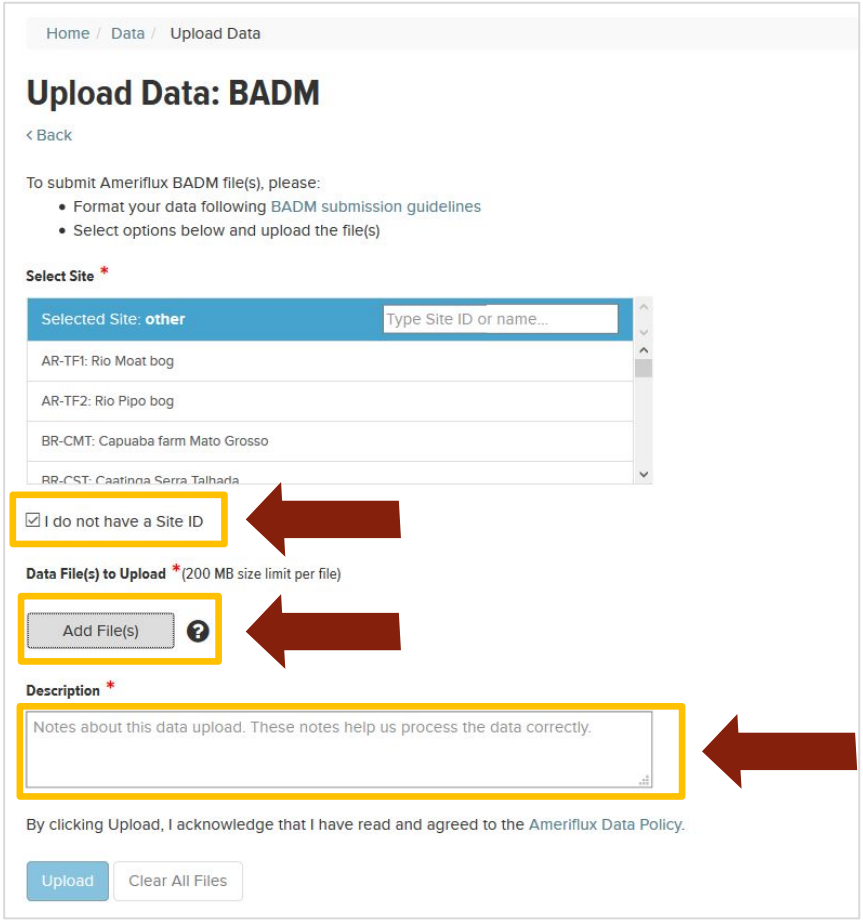

4. Upload the completed **Site General Info** file for your site

Tip: select “I do not have a site ID”

How to register a site

1. Create a personal AmeriFlux account (https://ameriflux.lbl.gov/login/)
2. Download a Site General Info (SGI) excel file (https://ameriflux.lbl.gov/data/badm/)
3. Fill out the SGI file for the site (https://ameriflux.lbl.gov/data/badm-submission-instructions/)
4. Upload the SGI file for the site (https://ameriflux.lbl.gov/data/upload-data/)

We assign a Site ID and register your site

You'll receive a confirmation email once the site is registered.

Questions? Write to ameriflux-support@lbl.gov

Sébastien Biraud

Trevor Keenan

Gilberto Pastorello

You-Wei Cheah

Margaret Torn

Site information pages

AMERIFLUX MANAGEMENT PROJECT

US-HRC: Humnoke Farm Rice Field – Field C

Overview	Windroses	DOI	Data Use Log	Image Gallery	MODIS	Publications	BADM

Tower_team:

PI: Michele L. Reba michele.reba@ars.usda.gov - USDA, ARS, DELTA WATER MANAGEMENT RESEARCH UNIT

AncContact: Benjamin R. K. Runkle brrunkle@uark.edu - University of Arkansas

Lat, Long: 34.588830, -91.751658

Elevation(m): —

Network Affiliations: AmeriFlux, Phenocam

Vegetation IGBP: CRO (Croplands: Lands covered with temporary crops followed by harvest and a bare soil period (e.g., single and multiple cropping systems). Note that perennial woody crops will be classified as the appropriate forest or shrub land cover type.)

Climate Koeppen: Cfa (Humid Subtropical: mild with no dry season, hot summer)

Mean Annual Temp (°C): 16.7

Mean Annual Precip. (mm): 1250

Flux Species Measured: CO2, H2O, CH4

Years Data Collected: 2015 - Present

Years Data Available: 2016 - 2017

Description: Conventional flood irrigation method on a rice field under continuous rice operation for 50 years

URL: —

Research Topics: Agriculture, carbon balance, water balance

Acknowledgment: —

Site Tasks

Add Image | Add Publication | Download Data | Add to Site Set

Data Processing Status

Site Photo More Site Images

Image Credit: Beatriz Moreno Garcia, 09/03/2019
Copyright preference: Request for permission

Site Publication More Site Publications

Runkle, B. R., Suvočarev, K., Reba, M. L., Reavis, C. W., Smith, S. F., Chiu, Y., Fong, B. 2019. Methane Emission Reductions From The Alternate Wetting And Drying Of Rice Fields Detected Using The Eddy Covariance Method, Environmental Science &

Site information pages

AMERIFLUX MANAGEMENT PROJECT

US-HRC: Humnoke Farm Rice Field – Field C

Overview | Windroses | DOI | Data Use Log | Image Gallery | MODIS | Publications | BADM

Tower_team:

PI: Michele L. Reba m...e.reba@ars.usda.gov - USDA, ARS, DELTA WATER MANAGEMENT RESEARCH UNI...

Site Photo More Site Images

Image Credit: Beatriz Moreno Garcia, 09/03/2019
Copyright preference: Request for permission

Site Publication More Site Publications

Runkle, B. R., Suvočarev, K., Reba, M. L., Reavis, C. W., Smith, S. F., Chiu, Y., Fong, B. 2019. Methane Emission Reductions From The Alternate Wetting And Drying Of Rice Fields Detected Using The Eddy Covariance Method, Environmental Science &

Add Image | Add Publication | Download Data | Add to Site Set

Data Processing Status

US-HRC: Humnoke Farm Rice Field – Field C

Overview | Windroses | DOI | Data Use Log | Image Gallery | MODIS | Publications | BADM

Instructions for DOIs for This Site

When using DOIs for this site, use the publications and acknowledgments listed below.

DOIs

- **AmeriFlux**

  Citation: Michele Reba, Benjamin Runkle, Kosana Suvocarev, Michele L. Reba (2015-) AmeriFlux US-HRC Humnoke Farm Rice Field – Field C, Dataset. https://doi.org/10.17190/AMF/1543375
  Link: https://doi.org/10.17190/AMF/1543375

Publications to use for Citations for this Site

- Runkle, B. R., Suvočarev, K., Reba, M. L., Reavis, C. W., Smith, S. F., Chiu, Y., Fong, B. (2019) Methane Emission Reductions From The Alternate Wetting And Drying Of Rice Fields Detected Using The Eddy Covariance Method, Environmental Science & Technology, 53(2), 671-681.
- Benjamin R. K. Runkle, James R. Rigbyb, Michele L. Rebac, Saseendran S. Anapallid, Joydeep Bhattacharjeee, Ken W. Kraussf, Lu Liangg, Martin A. Locke, Kimberly A. Novick, Ruixiu Suid, Kosana Suvočareva and Paul M. White (2017) Delta-Flux: An Eddy Covariance Network for a Climate-Smart Lower Mississippi Basin, Agricultural & Environmental Letters, 2(1), 170003 - 170003.

Acknowledgements

—

Benefits of being part of AmeriFlux

- Community
- Visibility and collaboration
- Technical Support and loaners
- Data Support and data sharing

Support by the AMP-Tech Team

- Site evaluation
- Loaner instruments
- Calibrated PAR sensors
- Year of Methane Loaners
- CO_2 & CH_4 calibration gases
- Portable Profile System
- Rapid Response System

Sébastien Biraud

Stephen Chan

Housen Chu

Sigrid Dengel

https://ameriflux.lbl.gov/tech/support-services/

Rapid Response System (RRS)

Eddy covariance + micromet

- Loan up to three years
- 3 systems built + 1 under construction
- Open to all scientists

Sébastien Biraud

Stephen Chan

Housen Chu

Sigrid Dengel

https://ameriflux.lbl.gov/resources/rapid-response-flux-systems

Collect high-quality data

Top 3 tips for high-quality data

- "*Know thy site*"
- Check, check, and check collected observations
- Participate in Tech network activities

https://ameriflux.lbl.gov/tech/technical-resources/

Sébastien Biraud

Stephen Chan

Housen Chu

Sigrid Dengel

Collect high-quality data

- Participate in AMP Webinars:
  - Best practices panel discussion (Sep 25 2020, 11 AM)
  - New site-visit lite (December 2020)

- Contact us: ameriflux-tech@ameriflux.lbl.gov

Sébastien Biraud

Stephen Chan

Housen Chu

Sigrid Dengel

Submit and share flux data

AmeriFlux Management Project

Top 3 tips for publishing flux data as a new site

- Visually inspect your data regularly
- Follow the FP-In submission format
- Submit data sooner than later

Deb Agarwal

You-Wei Cheah

Danielle Christianson

Housen Chu

Fianna O'Brien

Gilberto Pastorello

Submit and share flux data

AMERIFLUX MANAGEMENT PROJECT

Top 3 tips for publishing flux data as a new site

- Visually inspect your data regularly
- Follow the FP-In submission format
- Submit data sooner than later → Let AMP's automated QA/QC work for you!

Contact us at ameriflux-support@lbl.gov

Deb Agarwal

You-Wei Cheah

Danielle Christianson

Housen Chu

Fianna O'Brien

Gilberto Pastorello

Automated QA/QC flux data pipeline

AMERIFLUX MANAGEMENT PROJECT

BASE-In (FP-In)

TIMESTAMP_START	TIMESTAMP_END	CO2	FC	USTAR	TA_1_1_1	WD	WS	NEE	S
200401010000	200401010030	-9999	-9999	-9999	-9999	-9999	-9999	-9999	-9999
200401010030	200401010100	-9999	-9999	-9999	-9999	-9999	-9999	-9999	-9999
200401010100	200401010130	371.419	0.561	0.099	-1.172	108.304	1.19	0.563
200401010130	200401010200	371.117	0.424	0.065	-1.049	124.224	1.39	-0.287
200401010200	200401010230	-9999	-9999	-9999	-1.109	-9999	-9999	-9999
200401010230	200401010300	372.87	0.106	0.054	-2.228	8.094	1.387	-0.145
200401010300	200401010330	373.339	0.406	0.066	-2.525	24.062	1.483	0.738
200401010330	200401010400	373.661	1.225	0.013	-2.287	24.261	1.763	1.639
200401010400	200401010430	374.326	0.847	0.029	-2.483	42.956	1.259	1.395
200401010430	200401010500	-9999	-9999	-9999	-1.829	-9999	-9999	-9999
200401010500	200401010530	374.452	0.908	0.066	-2.456	199.948	1.393	1.497
200401010530	200401010600	-9999	-9999	-9999	-2.668	-9999	-9999	-9999
200401010600	200401010630	375.59	1.015	0.061	-2.986	342.969	1.548	2.051
200401010630	200401010700	378.311	0.78	0.024	-3.377	311.023	1.015	3.541
200401010700	200401010730	382.137	0.49	0.117	-3.283	341.725	1.61	1.473
200401010730	200401010800	380.643	0.642	0.127	-3.237	336.543	1.472	-0.551
200401010800	200401010830	379.306	0.767	0.113	-2.995	327.836	1.365	1.118
200401010830	200401010900	381.477	1.785	0.137	-2.541	321.901	1.261	3.304
200401010900	200401010930	382.918	1.554	0.217	-1.95	311.991	1.456	1.466
200401010930	200401011000	381.267	2.239	0.279	-0.739	303.656	1.4	1.695
200401011000	200401011030	381.616	-0.077	0.352	0.62	296.805	1.419	-1.292
200401011030	200401011100	378.344	2.476	0.55	1.518	310.095	2.045	0.059
200401011100	200401011130	375.78	1.187	0.566	2.139	321.189	2.862	0.033
200401011130	200401011200	375.55	-0.229	0.522	2.945	306.291	2.073	-0.955

Is data file format in FP-In?

Format QA/QC

Do data pass quality checks?

Data QA/QC

BASE Data Product available w/ DOI

BASE Publish

DOI

BASE (FP Standard)

TIMESTAMP_START	TIMESTAMP_END	CO2	FC	USTAR	TA_1_1_1	WD	WS	NEE	S
200401010000	200401010030	-9999	-9999	-9999	-9999	-9999	-9999	-9999	-9999
200401010030	200401010100	-9999	-9999	-9999	-9999	-9999	-9999	-9999	-9999
200401010100	200401010130	371.419	0.561	0.099	-1.172	108.304	1.19	0.563
200401010130	200401010200	371.117	0.424	0.065	-1.049	124.224	1.39	-0.287
200401010200	200401010230	-9999	-9999	-9999	-1.109	-9999	-9999	-9999
200401010230	200401010300	372.87	0.106	0.054	-2.228	8.094	1.387	-0.145
200401010300	200401010330	373.339	0.406	0.066	-2.525	24.062	1.483	0.738
200401010330	200401010400	373.661	1.225	0.013	-2.287	24.261	1.763	1.639
200401010400	200401010430	374.326	0.847	0.029	-2.483	42.956	1.259	1.395
200401010430	200401010500	-9999	-9999	-9999	-1.829	-9999	-9999	-9999
200401010500	200401010530	374.452	0.908	0.066	-2.456	199.948	1.393	1.497
200401010530	200401010600	-9999	-9999	-9999	-2.668	-9999	-9999	-9999
200401010600	200401010630	375.59	1.015	0.061	-2.986	342.969	1.548	2.051
200401010630	200401010700	378.311	0.78	0.024	-3.377	311.023	1.015	3.541
200401010700	200401010730	382.137	0.49	0.117	-3.283	341.725	1.61	1.473
200401010730	200401010800	380.643	0.642	0.127	-3.237	336.543	1.472	-0.551
200401010800	200401010830	379.306	0.767	0.113	-2.995	327.836	1.365	1.118
200401010830	200401010900	381.477	1.785	0.137	-2.541	321.901	1.261	3.304
200401010900	200401010930	382.918	1.554	0.217	-1.95	311.991	1.456	1.466
200401010930	200401011000	381.267	2.239	0.279	-0.739	303.656	1.4	1.695
200401011000	200401011030	381.616	-0.077	0.352	0.62	296.805	1.419	-1.292
200401011030	200401011100	378.344	2.476	0.55	1.518	310.095	2.045	0.059
200401011100	200401011130	375.78	1.187	0.566	2.139	321.189	2.862	0.033
200401011130	200401011200	375.55	-0.229	0.522	2.945	306.291	2.073	-0.955

BASE = Continuous Flux/Met half-hourly/hourly data

FP = Flux-Processing

Automated QA/QC flux data pipeline

AMERIFLUX MANAGEMENT PROJECT

BASE-In (FP-In)

TIMESTAMP_START	TIMESTAMP_END	CO2	FC	USTAR	TA_1_1_1	WD	WS	NEE	S
200401010000	200401010030	-9999	-9999	-9999	-9999	-9999	-9999	-9999	-9999
200401010030	200401010100	-9999	-9999	-9999	-9999	-9999	-9999	-9999	-9999
200401010100	200401010130	371.419	0.561	0.099	-1.172	108.304	1.19	0.563	
200401010130	200401010200	371.117	0.424	0.065	-1.049	124.224	1.39	-0.287	
200401010200	200401010230	-9999	-9999	-9999	-1.109	-9999	-9999	-9999	
200401010230	200401010300	372.87	0.106	0.054	-2.228	8.094	1.387	-0.145	
200401010300	200401010330	373.339	0.406	0.066	-2.525	24.062	1.483	0.738	
200401010330	200401010400	373.661	1.225	0.013	-2.287	24.261	1.763	1.639	
200401010400	200401010430	374.326	0.847	0.029	-2.483	42.956	1.259	1.395	
200401010430	200401010500	-9999	-9999	-9999	-1.829	-9999	-9999	-9999	
200401010500	200401010530	374.452	0.908	0.066	-2.456	199.948	1.393	1.497	
200401010530	200401010600	-9999	-9999	-9999	-2.668	-9999	-9999	-9999	
200401010600	200401010630	375.59	1.015	0.061	-2.986	342.969	1.548	2.051	
200401010630	200401010700	378.311	0.78	0.024	-3.377	311.023	1.015	3.541	
200401010700	200401010730	382.137	0.49	0.117	-3.283	341.725	1.61	1.473	
200401010730	200401010800	380.643	0.642	0.127	-3.237	336.543	1.472	-0.551	
200401010800	200401010830	379.306	0.767	0.113	-2.995	327.836	1.365	1.118	
200401010830	200401010900	381.477	1.785	0.137	-2.541	321.901	1.261	3.304	
200401010900	200401010930	382.918	1.554	0.217	-1.95	311.991	1.456	1.466	
200401010930	200401011000	381.267	2.239	0.279	-0.739	303.656	1.4	1.695	
200401011000	200401011030	381.616	-0.077	0.352	0.62	296.805	1.419	-1.292	
200401011030	200401011100	378.344	2.476	0.55	1.518	310.095	2.045	0.059	
200401011100	200401011130	375.78	1.187	0.566	2.139	321.189	2.862	0.033	
200401011130	200401011200	375.55	-0.229	0.522	2.945	306.291	2.073	-0.955	

Is data file format in FP-In?

Format QA/QC

Do data pass quality checks?

Data QA/QC

BASE Data Product available w/ DOI

BASE Publish

DOI

BASE (FP Standard)

TIMESTAMP_START	TIMESTAMP_END	CO2	FC	USTAR	TA_1_1_1	WD	WS	NEE	S
200401010000	200401010030	-9999	-9999	-9999	-9999	-9999	-9999	-9999	-9999
200401010030	200401010100	-9999	-9999	-9999	-9999	-9999	-9999	-9999	-9999
200401010100	200401010130	371.419	0.561	0.099	-1.172	108.304	1.19	0.563	
200401010130	200401010200	371.117	0.424	0.065	-1.049	124.224	1.39	-0.287	
200401010200	200401010230	-9999	-9999	-9999	-1.109	-9999	-9999	-9999	
200401010230	200401010300	372.87	0.106	0.054	-2.228	8.094	1.387	-0.145	
200401010300	200401010330	373.339	0.406	0.066	-2.525	24.062	1.483	0.738	
200401010330	200401010400	373.661	1.225	0.013	-2.287	24.261	1.763	1.639	
200401010400	200401010430	374.326	0.847	0.029	-2.483	42.956	1.259	1.395	
200401010430	200401010500	-9999	-9999	-9999	-1.829	-9999	-9999	-9999	
200401010500	200401010530	374.452	0.908	0.066	-2.456	199.948	1.393	1.497	
200401010530	200401010600	-9999	-9999	-9999	-2.668	-9999	-9999	-9999	
200401010600	200401010630	375.59	1.015	0.061	-2.986	342.969	1.548	2.051	
200401010630	200401010700	378.311	0.78	0.024	-3.377	311.023	1.015	3.541	
200401010700	200401010730	382.137	0.49	0.117	-3.283	341.725	1.61	1.473	
200401010730	200401010800	380.643	0.642	0.127	-3.237	336.543	1.472	-0.551	
200401010800	200401010830	379.306	0.767	0.113	-2.995	327.836	1.365	1.118	
200401010830	200401010900	381.477	1.785	0.137	-2.541	321.901	1.261	3.304	
200401010900	200401010930	382.918	1.554	0.217	-1.95	311.991	1.456	1.466	
200401010930	200401011000	381.267	2.239	0.279	-0.739	303.656	1.4	1.695	
200401011000	200401011030	381.616	-0.077	0.352	0.62	296.805	1.419	-1.292	
200401011030	200401011100	378.344	2.476	0.55	1.518	310.095	2.045	0.059	
200401011100	200401011130	375.78	1.187	0.566	2.139	321.189	2.862	0.033	
200401011130	200401011200	375.55	-0.229	0.522	2.945	306.291	2.073	-0.955	

Upload data at https://ameriflux.lbl.gov/data/upload-data/ (Half Hourly option)

BASE = Continuous Flux/Met half-hourly/hourly data

FP = Flux-Processing

Automated QA/QC flux data pipeline

AMERIFLUX MANAGEMENT PROJECT

BASE-In (FP-In)

TIMESTAMP_START	TIMESTAMP_END	CO2	FC	USTAR	TA_1_1_1	WD	WS	NEE	S
200401010000	200401010030	-9999	-9999	-9999	-9999	-9999	-9999	-9999	-9999
200401010030	200401010100	-9999	-9999	-9999	-9999	-9999	-9999	-9999	-9999
200401010100	200401010130	371.419	0.561	0.099	-1.172	108.304	1.19	0.563	
200401010130	200401010200	371.117	0.424	0.065	-1.049	124.224	1.39	-0.287	
200401010200	200401010230	-9999	-9999	-9999	-1.109	-9999	-9999	-9999	
200401010230	200401010300	372.87	0.106	0.054	-2.228	8.094	1.387	-0.145	
200401010300	200401010330	373.339	0.406	0.066	-2.525	24.062	1.483	0.738	
200401010330	200401010400	373.661	1.225	0.013	-2.287	24.261	1.763	1.639	
200401010400	200401010430	374.326	0.847	0.029	-2.483	42.956	1.259	1.395	
200401010430	200401010500	-9999	-9999	-9999	-1.829	-9999	-9999	-9999	
200401010500	200401010530	374.452	0.908	0.066	-2.456	199.948	1.393	1.497	
200401010530	200401010600	-9999	-9999	-9999	-2.668	-9999	-9999	-9999	
200401010600	200401010630	375.59	1.015	0.061	-2.986	342.969	1.548	2.051	
200401010630	200401010700	378.311	0.78	0.024	-3.377	311.023	1.015	3.541	
200401010700	200401010730	382.137	0.49	0.117	-3.283	341.725	1.61	1.473	
200401010730	200401010800	380.643	0.642	0.127	-3.237	336.543	1.472	-0.551	
200401010800	200401010830	379.306	0.767	0.113	-2.995	327.836	1.365	1.118	
200401010830	200401010900	381.477	1.785	0.137	-2.541	321.901	1.261	3.304	
200401010900	200401010930	382.918	1.554	0.217	-1.95	311.991	1.456	1.466	
200401010930	200401011000	381.267	2.239	0.279	-0.739	303.656	1.4	1.695	
200401011000	200401011030	381.616	-0.077	0.352	0.62	296.805	1.419	-1.292	
200401011030	200401011100	378.344	2.476	0.55	1.518	310.095	2.045	0.059	
200401011100	200401011130	375.78	1.187	0.566	2.139	321.189	2.862	0.033	
200401011130	200401011200	375.55	-0.229	0.522	2.945	306.291	2.073	-0.955	

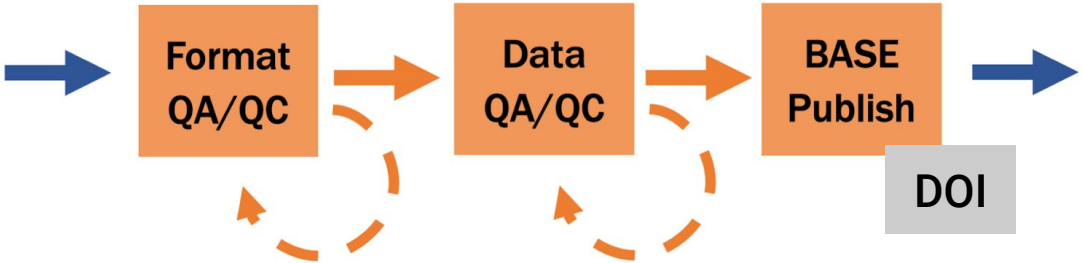

BASE (FP Standard)

TIMESTAMP_START	TIMESTAMP_END	CO2	FC	USTAR	TA_1_1_1	WD	WS	NEE	S
200401010000	200401010030	-9999	-9999	-9999	-9999	-9999	-9999	-9999	-9999
200401010030	200401010100	-9999	-9999	-9999	-9999	-9999	-9999	-9999	-9999
200401010100	200401010130	371.419	0.561	0.099	-1.172	108.304	1.19	0.563	
200401010130	200401010200	371.117	0.424	0.065	-1.049	124.224	1.39	-0.287	
200401010200	200401010230	-9999	-9999	-9999	-1.109	-9999	-9999	-9999	
200401010230	200401010300	372.87	0.106	0.054	-2.228	8.094	1.387	-0.145	
200401010300	200401010330	373.339	0.406	0.066	-2.525	24.062	1.483	0.738	
200401010330	200401010400	373.661	1.225	0.013	-2.287	24.261	1.763	1.639	
200401010400	200401010430	374.326	0.847	0.029	-2.483	42.956	1.259	1.395	
200401010430	200401010500	-9999	-9999	-9999	-1.829	-9999	-9999	-9999	
200401010500	200401010530	374.452	0.908	0.066	-2.456	199.948	1.393	1.497	
200401010530	200401010600	-9999	-9999	-9999	-2.668	-9999	-9999	-9999	
200401010600	200401010630	375.59	1.015	0.061	-2.986	342.969	1.548	2.051	
200401010630	200401010700	378.311	0.78	0.024	-3.377	311.023	1.015	3.541	
200401010700	200401010730	382.137	0.49	0.117	-3.283	341.725	1.61	1.473	
200401010730	200401010800	380.643	0.642	0.127	-3.237	336.543	1.472	-0.551	
200401010800	200401010830	379.306	0.767	0.113	-2.995	327.836	1.365	1.118	
200401010830	200401010900	381.477	1.785	0.137	-2.541	321.901	1.261	3.304	
200401010900	200401010930	382.918	1.554	0.217	-1.95	311.991	1.456	1.466	
200401010930	200401011000	381.267	2.239	0.279	-0.739	303.656	1.4	1.695	
200401011000	200401011030	381.616	-0.077	0.352	0.62	296.805	1.419	-1.292	
200401011030	200401011100	378.344	2.476	0.55	1.518	310.095	2.045	0.059	
200401011100	200401011130	375.78	1.187	0.566	2.139	321.189	2.862	0.033	
200401011130	200401011200	375.55	-0.229	0.522	2.945	306.291	2.073	-0.955	

Upload data at https://ameriflux.lbl.gov/data/upload-data/ (Half Hourly option)

Standard submission format enables automated, rapid feedback

Data QA/QC assessment ensures consistent data product across network

BASE = Continuous Flux/Met half-hourly/hourly data

FP = Flux-Processing

Follow FP-In submission format

FP-In Submission format (https://ameriflux.lbl.gov/half-hourly-hourly-data-upload-format/)

AMERIFLUX

Home | About | Community | Sites | Data | Tech | Year of Methane | Resources

Home / Half-Hourly / Hourly Data Upload Format

Half-Hourly / Hourly Data Upload Format

[pdf]

This document describes variable labels and file formatting (FP-In) for uploading continuously sampled data to AmeriFlux and the European Fluxes databases.

Use these instructions to prepare BASE-In file(s) containing data that are continuously sampled at half-hourly or hourly intervals* for a certain period of time (e.g., a month, a year). Note: data files must have the same time interval between any two sequential values.

We refer to general formats described in *Data Variables* and add additional instructions specific to uploading for:

- Data processing
- Temporal representativeness and timestamps
- File format and content
- Data Variable: Base names
- Data Variable: Qualifiers

* Contact ameriflux-support@lbl.gov if you need to upload data reported at other intervals.

1. Data Processing

Some data processing is necessary before uploading half-hourly / hourly fluxes and meteorological data to the network. Please follow the guidelines below to ensure generation of derived data products by the network. Provide

Quick Sites: Recents | Favorites

DATA

- Data Policy
- About Data
  - Data Variables
  - BADM Data Product
  - Data Processing Levels
- Data Availability
- Data Change Log
- How to Upload/Download Data
  - Uploading High Frequency Data
  - Half-Hourly / Hourly Data Upload Format
- Upload Data
- Download Data
- Measurement Height
- BADM
- Download ONEFlux
- Data Download Log

Submit flux data sooner than later

AMERIFLUX MANAGEMENT PROJECT

BASE-In

(FP-In)

TIMESTAMP_START	TIMESTAMP_END	CO2	FC	USTAR	TA_1_1_1	WD	WS	NEE	S
200401010000	200401010030	-9999	-9999	-9999	-9999	-9999	-9999	-9999	-9999
200401010030	200401010100	-9999	-9999	-9999	-9999	-9999	-9999	-9999	-9999
200401010100	200401010130	371.419	0.561	0.099	-1.172	108.304	1.19	0.563
200401010130	200401010200	371.117	0.424	0.065	-1.049	124.224	1.39	-0.287
200401010200	200401010230	-9999	-9999	-9999	-1.109	-9999	-9999	-9999
200401010230	200401010300	372.87	0.106	0.054	-2.228	8.094	1.387	-0.145
200401010300	200401010330	373.339	0.406	0.066	-2.525	24.062	1.483	0.738
200401010330	200401010400	373.661	1.225	0.013	-2.287	24.261	1.763	1.639
200401010400	200401010430	374.326	0.847	0.029	-2.483	42.956	1.259	1.395
200401010430	200401010500	-9999	-9999	-9999	-1.829	-9999	-9999	-9999
200401010500	200401010530	374.452	0.908	0.066	-2.456	199.948	1.393	1.497
200401010530	200401010600	-9999	-9999	-9999	-2.668	-9999	-9999	-9999
200401010600	200401010630	375.59	1.015	0.061	-2.986	342.969	1.548	2.051
200401010630	200401010700	378.311	0.78	0.024	-3.377	311.023	1.015	3.541
200401010700	200401010730	382.137	0.49	0.117	-3.283	341.725	1.61	1.473
200401010730	200401010800	380.643	0.642	0.127	-3.237	336.543	1.472	-0.551
200401010800	200401010830	379.306	0.767	0.113	-2.995	327.836	1.365	1.118
200401010830	200401010900	381.477	1.785	0.137	-2.541	321.901	1.261	3.304
200401010900	200401010930	382.918	1.554	0.217	-1.95	311.991	1.456	1.466
200401010930	200401011000	381.267	2.239	0.279	-0.739	303.656	1.4	1.695
200401011000	200401011030	381.616	-0.077	0.352	0.62	296.805	1.419	-1.292
200401011030	200401011100	378.344	2.476	0.55	1.518	310.095	2.045	0.059
200401011100	200401011130	375.78	1.187	0.566	2.139	321.189	2.862	0.033
200401011130	200401011200	375.55	-0.229	0.522	2.945	306.291	2.073	-0.955

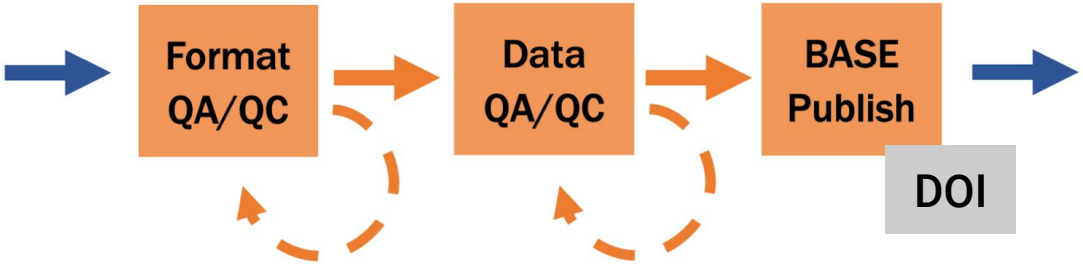

< 15 minutes ~ 1 month ~ every month

BASE

(FP Standard)

TIMESTAMP_START	TIMESTAMP_END	CO2	FC	USTAR	TA_1_1_1	WD	WS	NEE	S
200401010000	200401010030	-9999	-9999	-9999	-9999	-9999	-9999	-9999	-9999
200401010030	200401010100	-9999	-9999	-9999	-9999	-9999	-9999	-9999	-9999
200401010100	200401010130	371.419	0.561	0.099	-1.172	108.304	1.19	0.563
200401010130	200401010200	371.117	0.424	0.065	-1.049	124.224	1.39	-0.287
200401010200	200401010230	-9999	-9999	-9999	-1.109	-9999	-9999	-9999
200401010230	200401010300	372.87	0.106	0.054	-2.228	8.094	1.387	-0.145
200401010300	200401010330	373.339	0.406	0.066	-2.525	24.062	1.483	0.738
200401010330	200401010400	373.661	1.225	0.013	-2.287	24.261	1.763	1.639
200401010400	200401010430	374.326	0.847	0.029	-2.483	42.956	1.259	1.395
200401010430	200401010500	-9999	-9999	-9999	-1.829	-9999	-9999	-9999
200401010500	200401010530	374.452	0.908	0.066	-2.456	199.948	1.393	1.497
200401010530	200401010600	-9999	-9999	-9999	-2.668	-9999	-9999	-9999
200401010600	200401010630	375.59	1.015	0.061	-2.986	342.969	1.548	2.051
200401010630	200401010700	378.311	0.78	0.024	-3.377	311.023	1.015	3.541
200401010700	200401010730	382.137	0.49	0.117	-3.283	341.725	1.61	1.473
200401010730	200401010800	380.643	0.642	0.127	-3.237	336.543	1.472	-0.551
200401010800	200401010830	379.306	0.767	0.113	-2.995	327.836	1.365	1.118
200401010830	200401010900	381.477	1.785	0.137	-2.541	321.901	1.261	3.304
200401010900	200401010930	382.918	1.554	0.217	-1.95	311.991	1.456	1.466
200401010930	200401011000	381.267	2.239	0.279	-0.739	303.656	1.4	1.695
200401011000	200401011030	381.616	-0.077	0.352	0.62	296.805	1.419	-1.292
200401011030	200401011100	378.344	2.476	0.55	1.518	310.095	2.045	0.059
200401011100	200401011130	375.78	1.187	0.566	2.139	321.189	2.862	0.033
200401011130	200401011200	375.55	-0.229	0.522	2.945	306.291	2.073	-0.955

Submit flux data sooner than later

AMERIFLUX MANAGEMENT PROJECT

BASE-In (FP-In)

TIMESTAMP_START	TIMESTAMP_END	CO2	FC	USTAR	TA_1_1_1	WD	WS	NEE	S
200401010000	200401010030	-9999	-9999	-9999	-9999	-9999	-9999	-9999	-9999
200401010030	200401010100	-9999	-9999	-9999	-9999	-9999	-9999	-9999	-9999
200401010100	200401010130	371.419	0.561	0.099	-1.172	108.304	1.19	0.563	
200401010130	200401010200	371.117	0.424	0.065	-1.049	124.224	1.39	-0.287	
200401010200	200401010230	-9999	-9999	-9999	-1.109	-9999	-9999	-9999	-9999
200401010230	200401010300	372.87	0.106	0.054	-2.228	8.094	1.387	-0.145	
200401010300	200401010330	373.339	0.406	0.066	-2.525	24.062	1.483	0.738	
200401010330	200401010400	373.661	1.225	0.013	-2.287	24.261	1.763	1.639	
200401010400	200401010430	374.326	0.847	0.029	-2.483	42.956	1.259	1.395	
200401010430	200401010500	-9999	-9999	-9999	-1.829	-9999	-9999	-9999	-9999
200401010500	200401010530	374.452	0.908	0.066	-2.456	199.948	1.393	1.497	
200401010530	200401010600	-9999	-9999	-9999	-2.668	-9999	-9999	-9999	-9999
200401010600	200401010630	375.59	1.015	0.061	-2.986	342.969	1.548	2.051	
200401010630	200401010700	378.311	0.78	0.024	-3.377	311.023	1.015	3.541	
200401010700	200401010730	382.137	0.49	0.117	-3.283	341.725	1.61	1.473	
200401010730	200401010800	380.643	0.642	0.127	-3.237	336.543	1.472	-0.551	
200401010800	200401010830	379.306	0.767	0.113	-2.995	327.836	1.365	1.118	
200401010830	200401010900	381.477	1.785	0.137	-2.541	321.901	1.261	3.304	
200401010900	200401010930	382.918	1.554	0.217	-1.95	311.991	1.456	1.466	
200401010930	200401011000	381.267	2.239	0.279	-0.739	303.656	1.4	1.695	
200401011000	200401011030	381.616	-0.077	0.352	0.62	296.805	1.419	-1.292	
200401011030	200401011100	378.344	2.476	0.55	1.518	310.095	2.045	0.059	
200401011100	200401011130	375.78	1.187	0.566	2.139	321.189	2.862	0.033	
200401011130	200401011200	375.55	-0.229	0.522	2.945	306.291	2.073	-0.955	

Format QA/QC → Data QA/QC → BASE Publish → DOI

< 15 minutes ~ 1 month ~ every month

BASE (FP Standard)

TIMESTAMP_START	TIMESTAMP_END	CO2	FC	USTAR	TA_1_1_1	WD	WS	NEE	S
200401010000	200401010030	-9999	-9999	-9999	-9999	-9999	-9999	-9999	-9999
200401010030	200401010100	-9999	-9999	-9999	-9999	-9999	-9999	-9999	-9999
200401010100	200401010130	371.419	0.561	0.099	-1.172	108.304	1.19	0.563	
200401010130	200401010200	371.117	0.424	0.065	-1.049	124.224	1.39	-0.287	
200401010200	200401010230	-9999	-9999	-9999	-1.109	-9999	-9999	-9999	-9999
200401010230	200401010300	372.87	0.106	0.054	-2.228	8.094	1.387	-0.145	
200401010300	200401010330	373.339	0.406	0.066	-2.525	24.062	1.483	0.738	
200401010330	200401010400	373.661	1.225	0.013	-2.287	24.261	1.763	1.639	
200401010400	200401010430	374.326	0.847	0.029	-2.483	42.956	1.259	1.395	
200401010430	200401010500	-9999	-9999	-9999	-1.829	-9999	-9999	-9999	-9999
200401010500	200401010530	374.452	0.908	0.066	-2.456	199.948	1.393	1.497	
200401010530	200401010600	-9999	-9999	-9999	-2.668	-9999	-9999	-9999	-9999
200401010600	200401010630	375.59	1.015	0.061	-2.986	342.969	1.548	2.051	
200401010630	200401010700	378.311	0.78	0.024	-3.377	311.023	1.015	3.541	
200401010700	200401010730	382.137	0.49	0.117	-3.283	341.725	1.61	1.473	
200401010730	200401010800	380.643	0.642	0.127	-3.237	336.543	1.472	-0.551	
200401010800	200401010830	379.306	0.767	0.113	-2.995	327.836	1.365	1.118	
200401010830	200401010900	381.477	1.785	0.137	-2.541	321.901	1.261	3.304	
200401010900	200401010930	382.918	1.554	0.217	-1.95	311.991	1.456	1.466	
200401010930	200401011000	381.267	2.239	0.279	-0.739	303.656	1.4	1.695	
200401011000	200401011030	381.616	-0.077	0.352	0.62	296.805	1.419	-1.292	
200401011030	200401011100	378.344	2.476	0.55	1.518	310.095	2.045	0.059	
200401011100	200401011130	375.78	1.187	0.566	2.139	321.189	2.862	0.033	
200401011130	200401011200	375.55	-0.229	0.522	2.945	306.291	2.073	-0.955	

Often multiple rounds are needed

Consider submitting a subset of data for a trial Format QA/QC run (~1 month)

Submit flux data sooner than later

AMERIFLUX MANAGEMENT PROJECT

BASE-In
(FP-In)

TIMESTAMP_START	TIMESTAMP_END	CO2	FC	USTAR	TA_1_1_1	WD	WS	NEE	S
200401010000	200401010030	-9999	-9999	-9999	-9999	-9999	-9999	-9999	-9999
200401010030	200401010100	-9999	-9999	-9999	-9999	-9999	-9999	-9999	-9999
200401010100	200401010130	371.419	0.561	0.099	-1.172	108.304	1.19	0.563	
200401010130	200401010200	371.117	0.424	0.065	-1.049	124.224	1.39	-0.287	
200401010200	200401010230	-9999	-9999	-9999	-1.109	-9999	-9999	-9999	
200401010230	200401010300	372.87	0.106	0.054	-2.228	8.094	1.387	-0.145	
200401010300	200401010330	373.339	0.406	0.066	-2.525	24.062	1.483	0.738	
200401010330	200401010400	373.661	1.225	0.013	-2.287	24.261	1.763	1.639	
200401010400	200401010430	374.326	0.847	0.029	-2.483	42.956	1.259	1.395	
200401010430	200401010500	-9999	-9999	-9999	-1.829	-9999	-9999	-9999	
200401010500	200401010530	374.452	0.908	0.066	-2.456	199.948	1.393	1.497	
200401010530	200401010600	-9999	-9999	-9999	-2.668	-9999	-9999	-9999	
200401010600	200401010630	375.59	1.015	0.061	-2.986	342.969	1.548	2.051	
200401010630	200401010700	378.311	0.78	0.024	-3.377	311.023	1.015	3.541	
200401010700	200401010730	382.137	0.49	0.117	-3.283	341.725	1.61	1.473	
200401010730	200401010800	380.643	0.642	0.127	-3.237	336.543	1.472	-0.551	
200401010800	200401010830	379.306	0.767	0.113	-2.995	327.836	1.365	1.118	
200401010830	200401010900	381.477	1.785	0.137	-2.541	321.901	1.261	3.304	
200401010900	200401010930	382.918	1.554	0.217	-1.95	311.991	1.456	1.466	
200401010930	200401011000	381.267	2.239	0.279	-0.739	303.656	1.4	1.695	
200401011000	200401011030	381.616	-0.077	0.352	0.62	296.805	1.419	-1.292	
200401011030	200401011100	378.344	2.476	0.55	1.518	310.095	2.045	0.059	
200401011100	200401011130	375.78	1.187	0.566	2.139	321.189	2.862	0.033	
200401011130	200401011200	375.55	-0.229	0.522	2.945	306.291	2.073	-0.955	

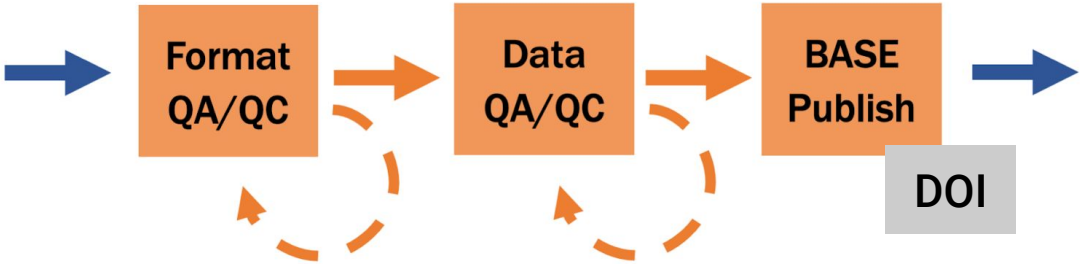

< 15 minutes ~ 1 month ~ every month

BASE
(FP Standard)

TIMESTAMP_START	TIMESTAMP_END	CO2	FC	USTAR	TA_1_1_1	WD	WS	NEE	S
200401010000	200401010030	-9999	-9999	-9999	-9999	-9999	-9999	-9999	-9999
200401010030	200401010100	-9999	-9999	-9999	-9999	-9999	-9999	-9999	-9999
200401010100	200401010130	371.419	0.561	0.099	-1.172	108.304	1.19	0.563	
200401010130	200401010200	371.117	0.424	0.065	-1.049	124.224	1.39	-0.287	
200401010200	200401010230	-9999	-9999	-9999	-1.109	-9999	-9999	-9999	
200401010230	200401010300	372.87	0.106	0.054	-2.228	8.094	1.387	-0.145	
200401010300	200401010330	373.339	0.406	0.066	-2.525	24.062	1.483	0.738	
200401010330	200401010400	373.661	1.225	0.013	-2.287	24.261	1.763	1.639	
200401010400	200401010430	374.326	0.847	0.029	-2.483	42.956	1.259	1.395	
200401010430	200401010500	-9999	-9999	-9999	-1.829	-9999	-9999	-9999	
200401010500	200401010530	374.452	0.908	0.066	-2.456	199.948	1.393	1.497	
200401010530	200401010600	-9999	-9999	-9999	-2.668	-9999	-9999	-9999	
200401010600	200401010630	375.59	1.015	0.061	-2.986	342.969	1.548	2.051	
200401010630	200401010700	378.311	0.78	0.024	-3.377	311.023	1.015	3.541	
200401010700	200401010730	382.137	0.49	0.117	-3.283	341.725	1.61	1.473	
200401010730	200401010800	380.643	0.642	0.127	-3.237	336.543	1.472	-0.551	
200401010800	200401010830	379.306	0.767	0.113	-2.995	327.836	1.365	1.118	
200401010830	200401010900	381.477	1.785	0.137	-2.541	321.901	1.261	3.304	
200401010900	200401010930	382.918	1.554	0.217	-1.95	311.991	1.456	1.466	
200401010930	200401011000	381.267	2.239	0.279	-0.739	303.656	1.4	1.695	
200401011000	200401011030	381.616	-0.077	0.352	0.62	296.805	1.419	-1.292	
200401011030	200401011100	378.344	2.476	0.55	1.518	310.095	2.045	0.059	
200401011100	200401011130	375.78	1.187	0.566	2.139	321.189	2.862	0.033	
200401011130	200401011200	375.55	-0.229	0.522	2.945	306.291	2.073	-0.955	

Data QA/QC requires:

- A full seasonal cycle of data (typically one year)
- Consecutive years of data (i.e., no annual gaps)
- Data that has passed Format QA/QC

Submit and share flux data

Submit height and sensor model once flux data are ready for publishing

Your sites: US-Ton

US-Ton: Variable Information

Please **watch** the five minute video for instructions.

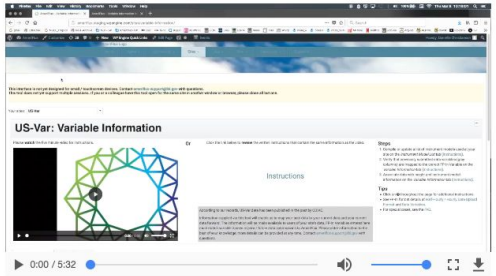

Or

Click the link below to **review** the written instructions that contain the same information as the video:

Instructions

According to our records, US-Ton data have been published in the past by CDIAC.

Information supplied via this tool will enable us to map your past data to your current data and your current data forward. The information will be made available to users of your site's data. FP-In Variables entered here must match variable names in prior / future data submissions to AmeriFlux. Please enter information to the best of your knowledge; more details can be provided at any time. Contact ameriflux-support@lbl.gov with questions.

Steps

1. Compile or update a list of instrument models used at your site on the *Instrument Model List* tab (instructions).
2. Verify that previously submitted data variables (gray columns) are mapped to the correct FP-In Variable on the *Variable Information* tab (instructions).
3. Associate data with height and instrument model information on the *Variable Information* tab (instructions).

Tips

- Click on ? throughout the page for additional instructions.
- See FP-In format details at Half-Hourly / Hourly Data Upload Format and Data Variables.
- For special cases, see the FAQ.

Instrument Model List | Variable Information

Save

+ New Variable

Status
- Reviewed (Saved)
- Updated (NOT Saved)
- Not yet addressed (Saved)
- To be deleted (undo)

Show Historical Instruments

Customize Columns: 13 Columns Shown

Gray columns are data in older formats and cannot be edited. Hover over column ? for details. View only useful columns with Customize Columns at right.

Site Team Variable	CDIAC Description	Early-version BASE Variable	Status	Reset	Delete	FP-In Variable	Reuse values from...	Height (meters)	Instrument Model	Start Date for Height / Instrument Model	Height / Instrument Model Change
FC_WPL_2D	FC_WPL_2D (umol m-2 s-1) CO2 flux with 2D rotation and WPL correction, quality are classified by "Fc_flag"	FC				FC_1_1_1		23.5	GA_OP-LI-COR LI-7500 SA-Gill Windmaster Pro	start of data	Add

Variable Information Tool: https://ameriflux.lbl.gov/sites/variable-information/

After your flux data are published...

Anyone with an AmeriFlux account can download data (with agreement to the data policy)

AMERIFLUX

Home | About | Community | Sites | Data | Tech | Year of Methane | Resources

Home / Data / Download Data

Download Data

Bulk download in the new file and variable formats is available below (See the README for further information)

For height / depth and instrument model information, see the Measurement Height page.

A request for data will give you the following:

- Download Manifest
- Zip file per site containing both Flux-met data and BADM data

BADM data can be downloaded without Flux-met data if BADM only option is selected below.

☐ **Download BADM data only**

All Sites

AR-TF1: Rio Moat bog
AR-TF2: Rio Pipo bog
BR-CST: Caatinga Serra Talhada
BR-Npw: Northern Pantanal Wetland
BR-Sa1: Santarem-Km67-Primary Forest
BR-Sa3: Santarem-Km83-Logged Forest
CA-ARB: Attawapiskat River Bog
CA-ARF: Attawapiskat River Fen
CA-CF2: Churchill Fen Site 2

> <

Your Selections *

Quick Sites: Recents | Favorites

DATA
- Data Policy
- About Data
  - Data Variables
  - BADM Data Product
  - Data Processing Levels
- Data Availability
- Data Change Log
- How to Upload/Download Data
  - Uploading High Frequency Data
  - Half-Hourly / Hourly Data Upload Format
- Upload Data
- Download Data
- Measurement Height
- BADM
- Download ONEFlux

Download data at https://ameriflux.lbl.gov/data/download-data/

Download statistics are provided

Site PIs receive an email for every download

Data Download Log shows download stats (https://ameriflux.lbl.gov/data/data-download-log/)

AmeriFlux

Home | About | Community | Sites | Data | Tech | Year of Methane | Resources

AmeriFlux BASE Download Log for US-ARM

This page displays the list of downloads of the AmeriFlux BASE data for the site US-ARM.
View the list of downloads of other datasets for US-ARM here:

FLUXNET2015
LaThuile 2007

NOTE: Version refers to the version of the AmeriFlux BASE-BADM product for the site was downloaded by the user and the download count indicates the number of times the person downloaded that version.

Export to Excel | Export to CSV

Showing 11 to 20 of 875 results

Search

First < 2 > Last

Items Per Page: 10 25 50 View All

Date	Email	Name	Version	Intended Use	Intended Use Description	Download Count
2015-12-12		Bakr Badawy	6-1	Research - Land model/Earth system model	To be compared with CTEM model	3
2015-12-29		Yao Zhang	6-1	Research - Multi-site synthesis	I would like to use the flux tower data to see the interannual variation of GPP	1

Data Use Policy

To publish with your data, data downloaders must:

- Contact the Site PIs for opportunity to contribute and co-author
- Cite the relevant DOI and/or reference publication for each site
- Acknowledge funding for site support
- List the AmeriFlux SiteID



Full details: https://ameriflux.lbl.gov/data/data-policy/

Towards a more Open Data Policy

We anticipate changing to CC By 4.0

- Open use with data citation
- Commercial use OK
- Users encouraged to contact site team

Working with community on transition

30% of sites with published data have already agreed



Additional data resources

- Backup raw data
  (https://ameriflux.lbl.gov/data/how-to-uploaddownload-data/uploading-high-frequency-data/)
- ONEFlux processing: gap-filling and partitioning NEE to GPP and RECO
  (https://fluxnet.org/data/fluxnet2015-dataset/, https://www.nature.com/articles/s41597-020-0534-3)
- BADM: Biological, Ancillary, Disturbance, and Metadata
  (https://ameriflux.lbl.gov/data/badm/)

Contact us at ameriflux-support@lbl.gov

Deb Agarwal

You-Wei Cheah

Danielle Christianson

Housen Chu

Fianna O'Brien

Gilberto Pastorello

Join us for upcoming webinars

- Requirements for processing a site using ONEFlux (Oct 19, 2020)
- DOI authorship form and data policy (Nov 2020)
- Post-submission data life-cycle (2021)
- And more!

Contact us at ameriflux-support@lbl.gov

Deb Agarwal

You-Wei Cheah

Danielle Christianson

Housen Chu

Fianna O'Brien

Gilberto Pastorello

AMERIFLUX
MANAGEMENT PROJECT

Now we'll break into small groups for questions and discussion

Think of something later? Join our AMF coffee break

Aug 20, 10:30AM PDT, 1:30 PM EDT

(zoom link in the chat)

Thank you for joining this webinar for new site teams!



We'd love to hear from you:

- Technical support: ameriflux-tech@lbl.gov
- Data support: ameriflux-support@lbl.gov
- Get involved: ameriflux@lbl.gov

@AmeriFlux